

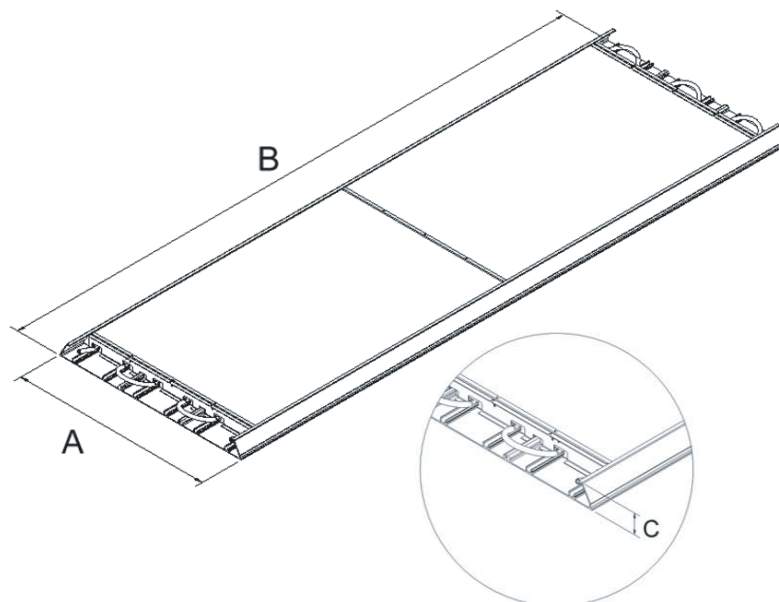
SMART Radiant Panel

T Grid and Free Hanging

Important Notes:

- Finish in durable epoxy polyester powder coating in Bright White RAL9016.
- Care is required to protect painted panel during installation.
- Ensure panels are level with hanging wires. Securely fasten to a load bearing structure.
- Maximum operating pressure at 110°C: 10bar
Maximum test pressure: 16bar
- Heat output certified to EN14037

Dimensions

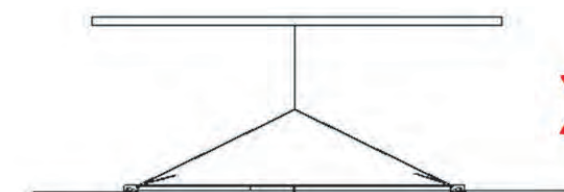
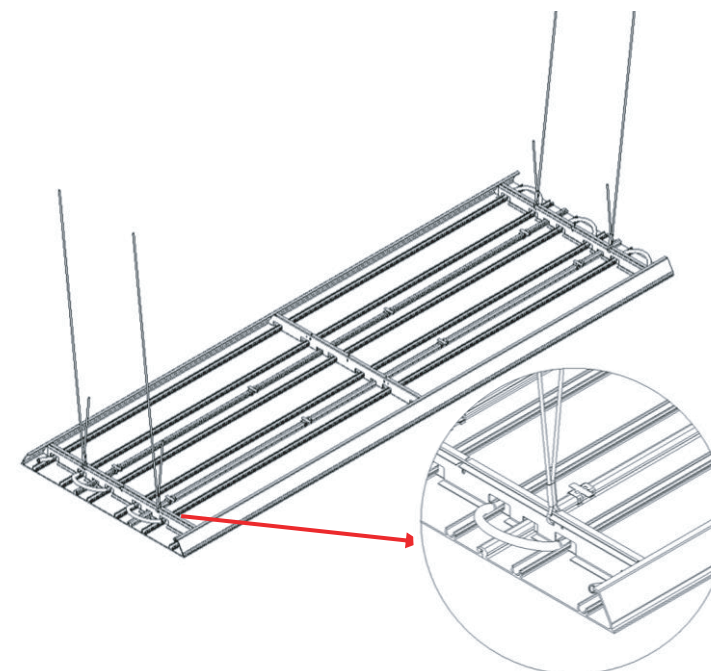


Dimension	Length (mm)				
	600	1200	1800	2400	3000
A	595	595	595	595	595
B	595	1195	1795	2395	2995
C	44	44	44	44	44

Nominal Size	Hangers Installed	Weight including water content (Kg)	Output At ΔT (Watts)									
			30	35	40	45	50	55	60	65	70	
600 x 600	4	4.1	105	126	148	170	194	217	242	266	291	
600 x 1200	4	8.1	210	252	296	340	388	434	484	532	582	
600 x 1800	4	12.2	315	378	444	510	582	651	726	798	873	
600 x 2400	6	16.3	420	504	592	680	776	868	968	1064	1164	
600 x 3000	6	20.3	525	630	740	850	970	1086	1210	1330	1455	

Water content 0.934 litres per linear metre of the installed weight

Suspension with gripple hangers



Installation procedure:

1. End Box - Push the side covers in to position and use self-tapping screws to secure to the radiant panel.

General information: The installation and commissioning of the system should comply with BS EN 14336:2004. On completion of the installation, the system should be properly flushed and filled in accordance with the British Code of Practice for the Treatment of Water in Domestic Hot Water Central Heating Systems (BS 7593:2006). We strongly recommend the use of a corrosion inhibitor. Failure to comply with these standards might invalidate the manufacturer's warranty.

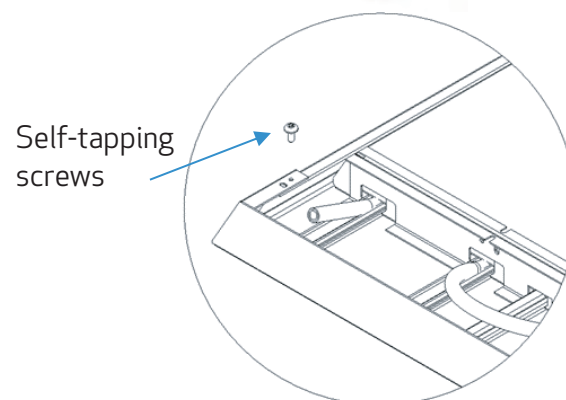
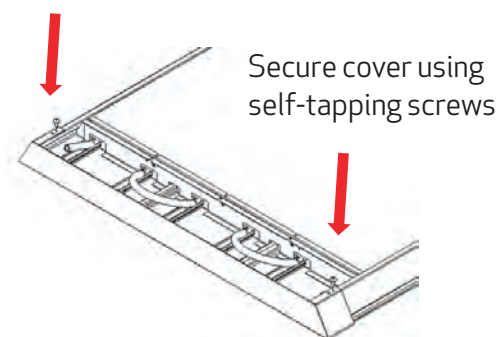
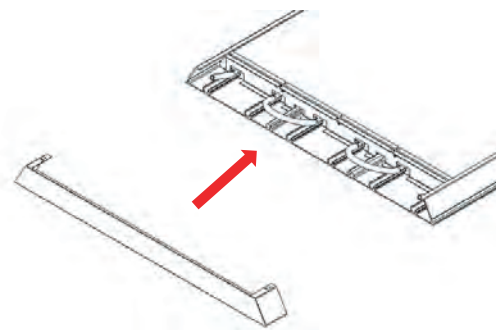
All dimensions are in mm.

Merriott UK & Ireland
Purmo Group (UK) Ltd,
Eastern Avenue,
Team Valley, Gateshead,
Tyne & Wear, NE11 0PG
Tel: 0330 0415 472

sales@merriottuk.com
sales@merriott.ie

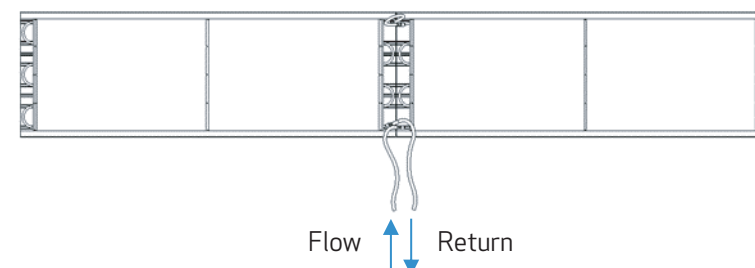
www.merriottuk.com / www.merriott.ie
Follow us on [Twitter](#) @merriottuk and [LinkedIn](#)

End Box - Free hanging application only



Where Smart radiant panels are installed in series for free-hanging applications, End Boxes are supplied for combined lengths of panels, not individual panels.

SMART panel series connections



If required gently off-set the copper pipes to avoid clashing with flexi-pipes

